


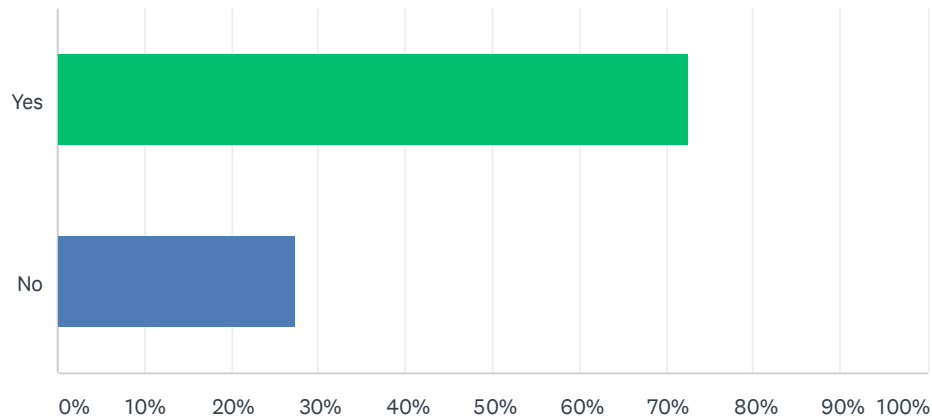
EXECUTIVE SENTIMENT SURVEY: COVID-19

MiBiz[®]



Q1 Do you support a statewide mask mandate for all indoor gatherings in response to the ongoing COVID-19 pandemic?

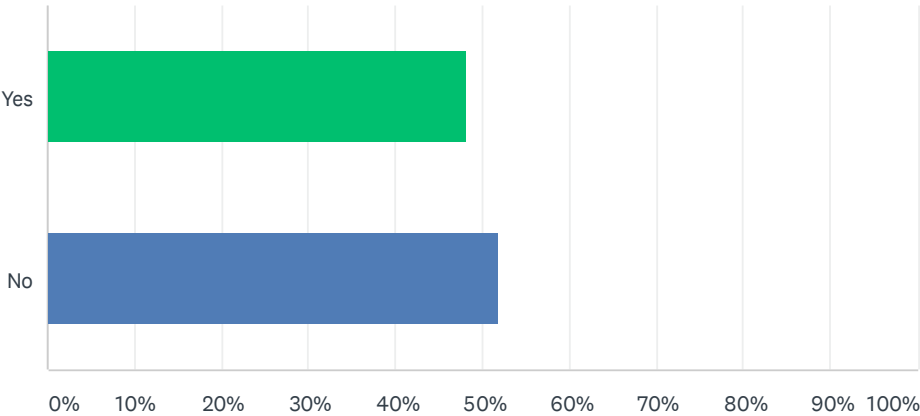
Answered: 384 Skipped: 0



ANSWER CHOICES	RESPONSES	
Yes	72.66%	279
No	27.34%	105
Total Respondents: 384		

Q2 Do you support the Whitmer administration's recent restrictions closing indoor dining, moving high schools and colleges to all virtual learning, and closing entertainment venues?

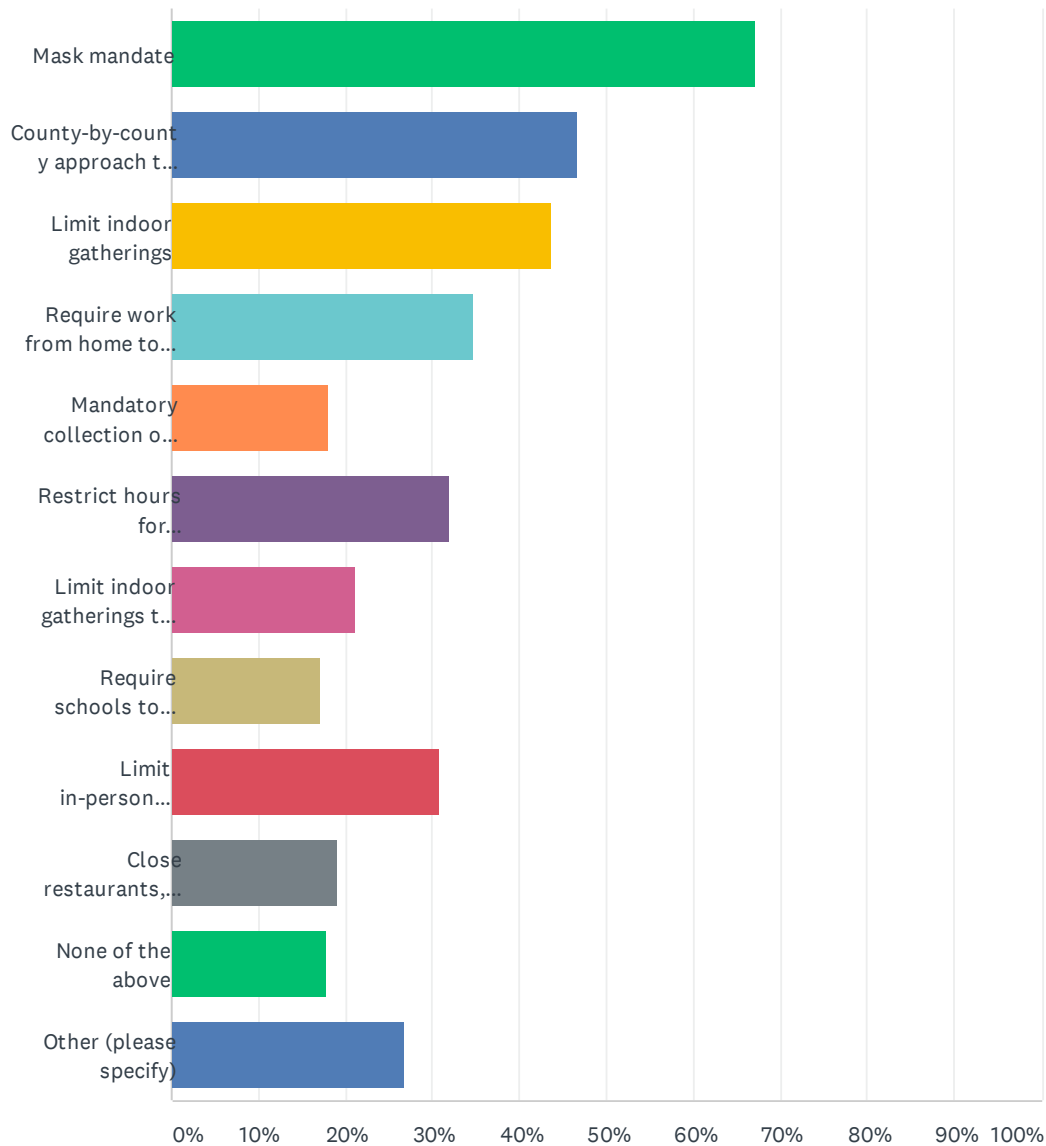
Answered: 384 Skipped: 0



ANSWER CHOICES	RESPONSES	
Yes	48.18%	185
No	51.82%	199
TOTAL		384

Q3 What measures should be taken to help curb the spread of COVID-19?(Pick your top three)

Answered: 384 Skipped: 0

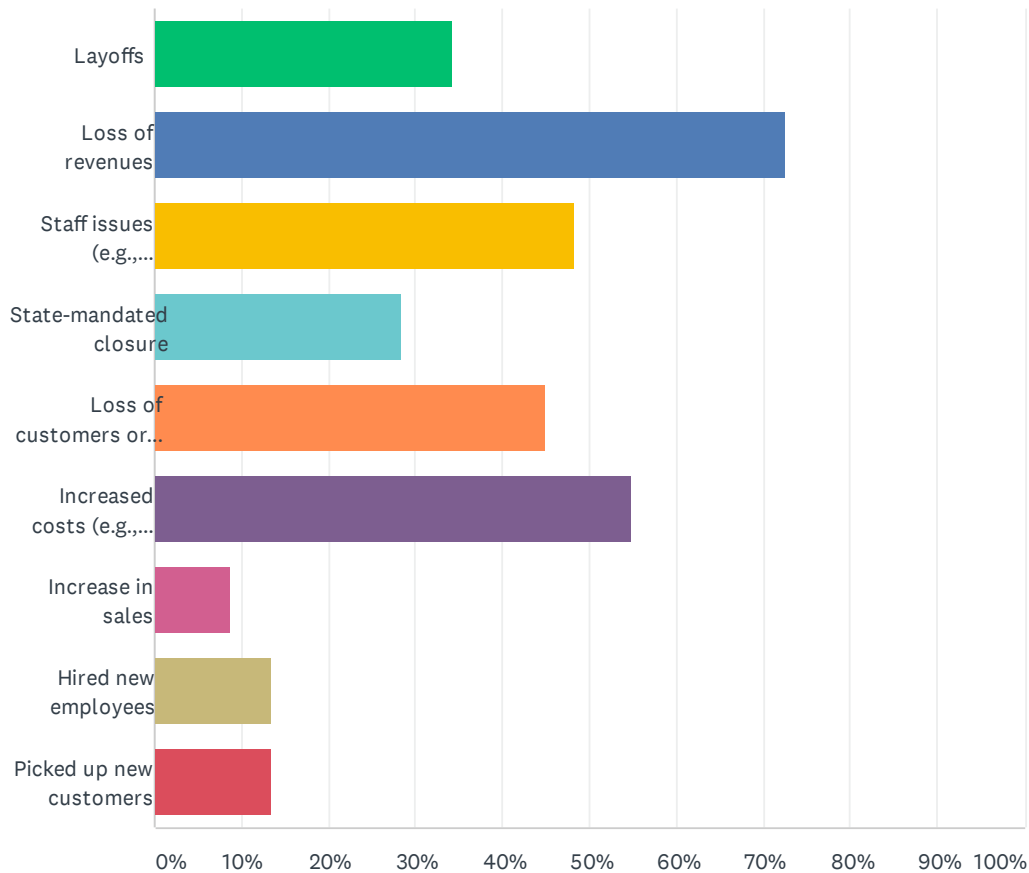


MIBIZ SURVEY // EXECUTIVE SENTIMENT: COVID-19

ANSWER CHOICES	RESPONSES	
Mask mandate	67.19%	258
County-by-county approach to restrictions	46.61%	179
Limit indoor gatherings	43.75%	168
Require work from home to fullest extent	34.64%	133
Mandatory collection of contact tracing data for all businesses	17.97%	69
Restrict hours for bars/restaurants to 10 p.m. to limit late night social interaction	32.03%	123
Limit indoor gatherings to fewer than 10 people from no more than three households	21.09%	81
Require schools to switch to a virtual format	17.19%	66
Limit in-person attendance for weddings, banquets, funerals and other congregate events	30.73%	118
Close restaurants, bars, gyms and other indoor settings until spike in cases subside	19.01%	73
None of the above	17.71%	68
Other (please specify)	26.82%	103
Total Respondents: 384		

Q4 How has your business been affected by the COVID-19 pandemic? (Check all that apply)

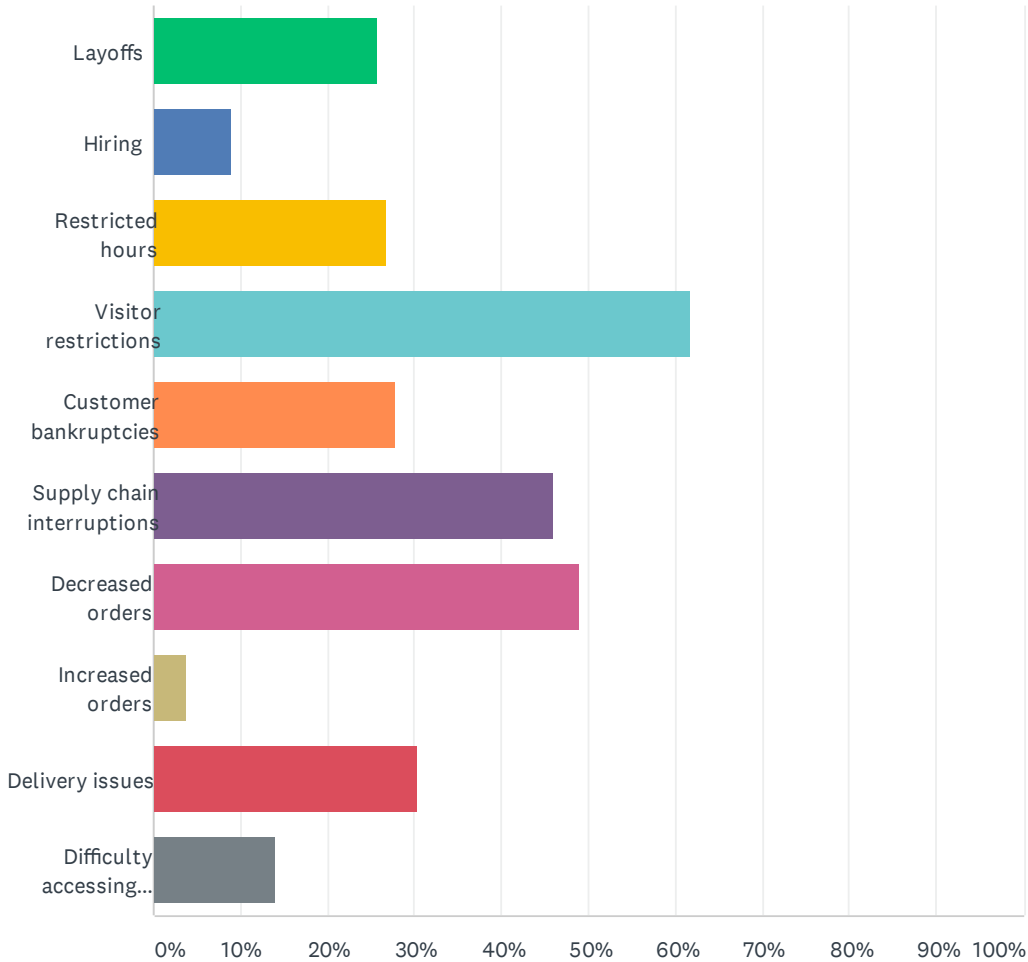
Answered: 380 Skipped: 4



ANSWER CHOICES	RESPONSES	
Layoffs	34.21%	130
Loss of revenues	72.63%	276
Staff issues (e.g., personnel contracting the virus)	48.42%	184
State-mandated closure	28.42%	108
Loss of customers or market shrinkage	45.00%	171
Increased costs (e.g., PPE, barriers)	54.74%	208
Increase in sales	8.68%	33
Hired new employees	13.42%	51
Picked up new customers	13.42%	51
Total Respondents: 380		

Q5 Do you anticipate any changes to your business during the second wave of the pandemic? (Choose all that apply)

Answered: 376 Skipped: 8

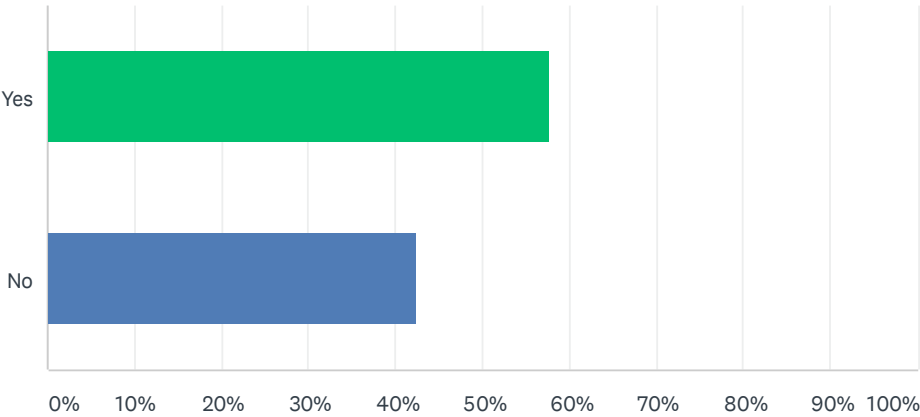


MIBIZ SURVEY // EXECUTIVE SENTIMENT: COVID-19

ANSWER CHOICES	RESPONSES	
Layoffs	25.80%	97
Hiring	9.04%	34
Restricted hours	26.86%	101
Visitor restrictions	61.70%	232
Customer bankruptcies	27.93%	105
Supply chain interruptions	46.01%	173
Decreased orders	48.94%	184
Increased orders	3.72%	14
Delivery issues	30.32%	114
Difficulty accessing financing	14.10%	53
Total Respondents: 376		

Q6 Do you see the need for a more coordinated federal response to the pandemic?

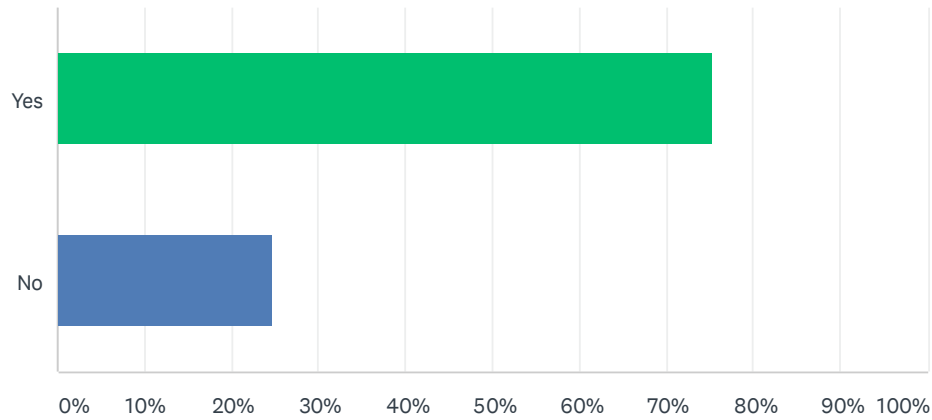
Answered: 384 Skipped: 0



ANSWER CHOICES	RESPONSES	
Yes	57.81%	222
No	42.45%	163
Total Respondents: 384		

Q7 Should federal lawmakers approve another round of stimulus funding?

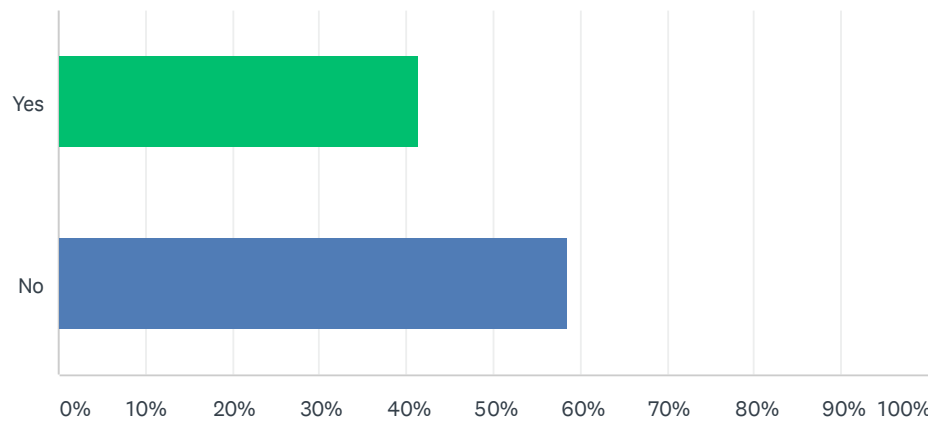
Answered: 384 Skipped: 0



ANSWER CHOICES		RESPONSES	
Yes		75.26%	289
No		24.74%	95
TOTAL			384

Q8 Should the federal government extend the \$600/week unemployment benefit?

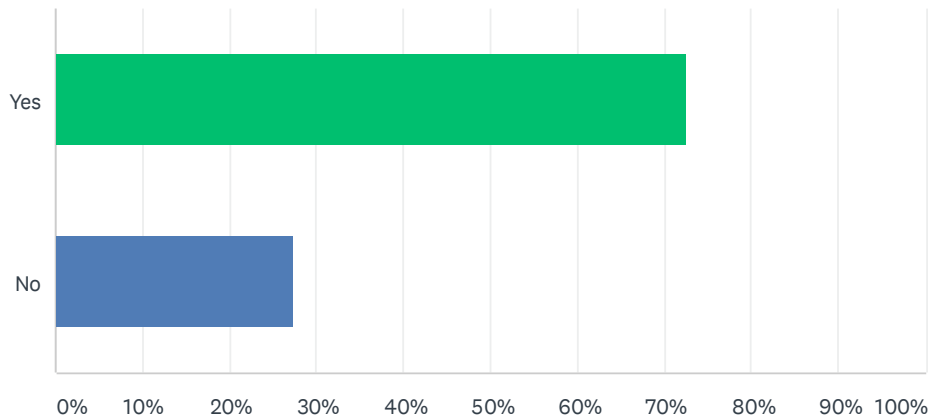
Answered: 384 Skipped: 0



ANSWER CHOICES	RESPONSES	
Yes	41.41%	159
No	58.59%	225
TOTAL		384

Q9 Do you agree with economists who say the economy won't fully recover until the virus is under control?

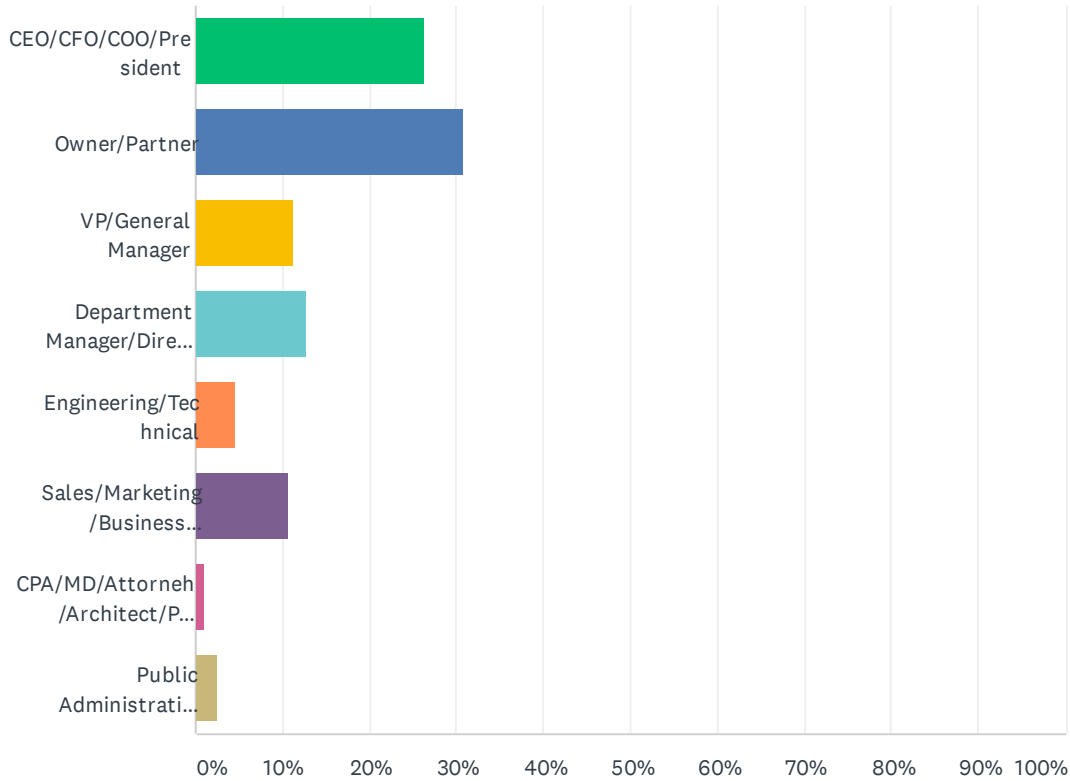
Answered: 384 Skipped: 0



ANSWER CHOICES	RESPONSES	
Yes	72.66%	279
No	27.34%	105
TOTAL		384

Q10 Your title or position:

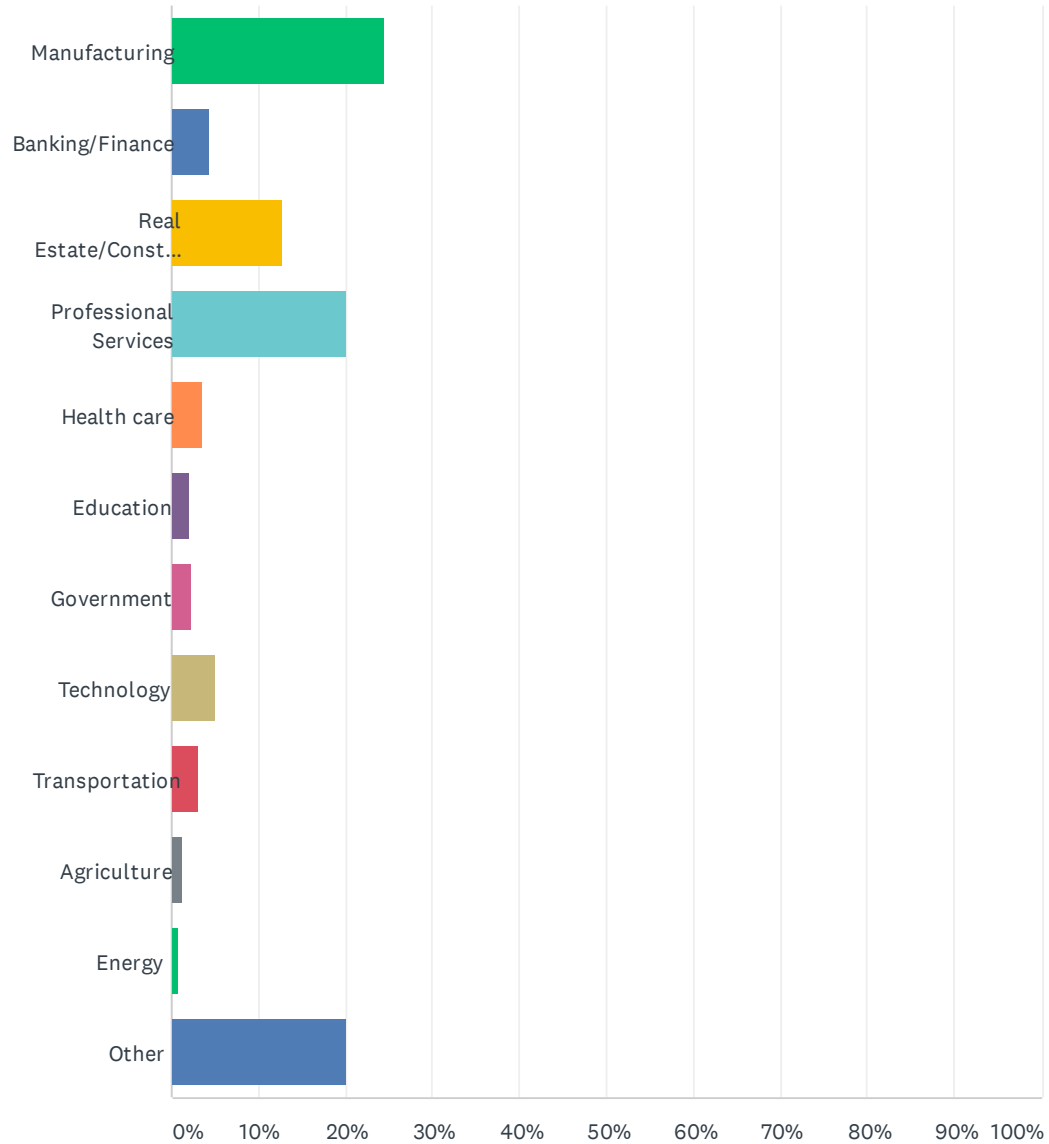
Answered: 384 Skipped: 0



ANSWER CHOICES	RESPONSES	
CEO/CFO/COO/President	26.30%	101
Owner/Partner	30.73%	118
VP/General Manager	11.20%	43
Department Manager/Director	12.76%	49
Engineering/Technical	4.69%	18
Sales/Marketing/Business Development	10.68%	41
CPA/MD/Attorney/Architect/Professor	1.04%	4
Public Administration/Government	2.60%	10
TOTAL		384

Q11 The industry you work in:

Answered: 384 Skipped: 0

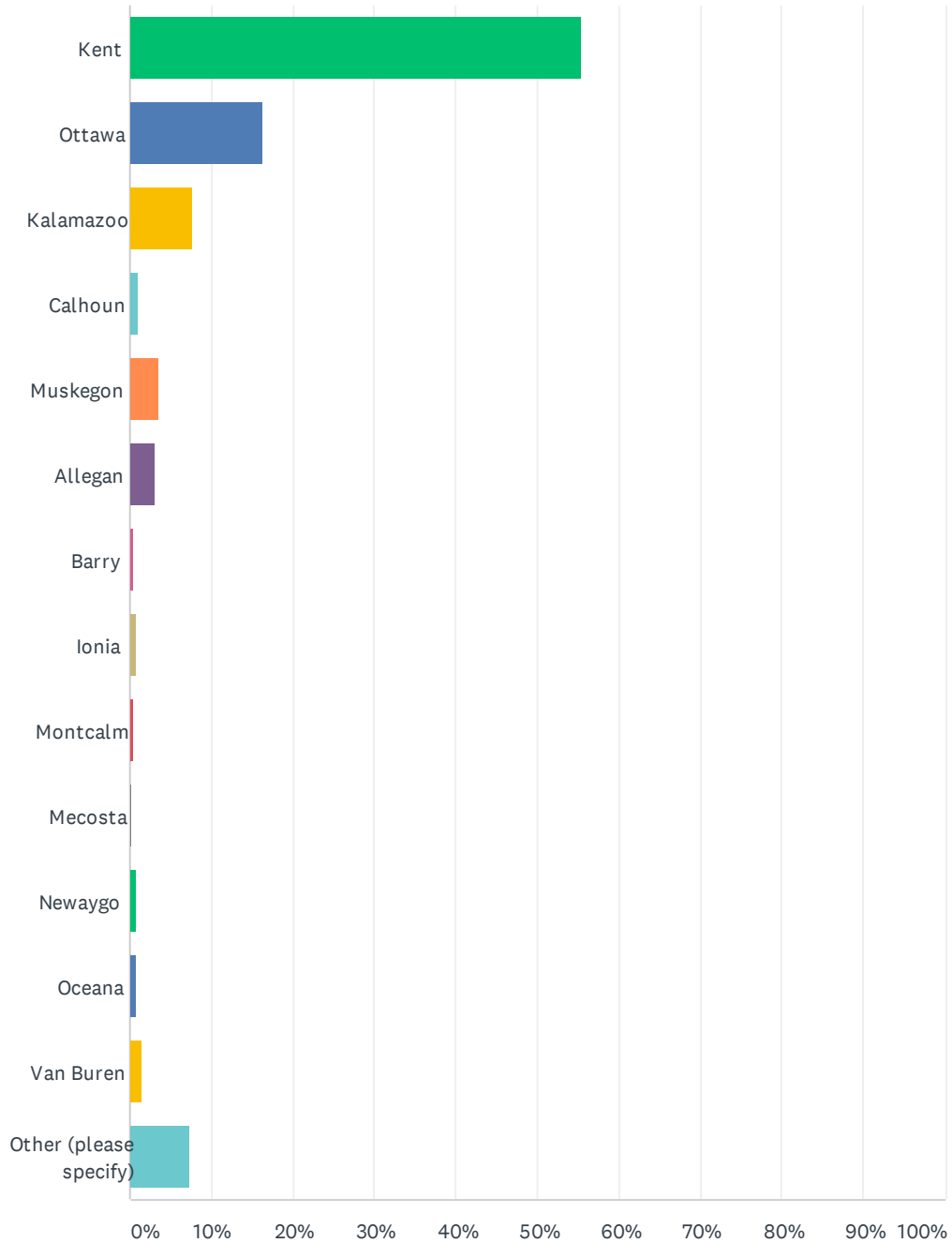


MIBIZ SURVEY // EXECUTIVE SENTIMENT: COVID-19

ANSWER CHOICES	RESPONSES	
Manufacturing	24.48%	94
Banking/Finance	4.43%	17
Real Estate/Construction	12.76%	49
Professional Services	20.05%	77
Health care	3.65%	14
Education	2.08%	8
Government	2.34%	9
Technology	4.95%	19
Transportation	3.13%	12
Agriculture	1.30%	5
Energy	0.78%	3
Other	20.05%	77
TOTAL		384

Q12 County

Answered: 384 Skipped: 0



MIBIZ SURVEY // EXECUTIVE SENTIMENT: COVID-19

ANSWER CHOICES	RESPONSES	
Kent	55.47%	213
Ottawa	16.41%	63
Kalamazoo	7.81%	30
Calhoun	1.04%	4
Muskegon	3.65%	14
Allegan	3.13%	12
Barry	0.52%	2
Ionia	0.78%	3
Montcalm	0.52%	2
Mecosta	0.26%	1
Newaygo	0.78%	3
Oceana	0.78%	3
Van Buren	1.56%	6
Other (please specify)	7.29%	28
TOTAL		384

Q13 Contact Information (Optional)

Answered: 89 Skipped: 295

ANSWER CHOICES	RESPONSES	
Name	0.00%	0
Company	80.90%	72
Address	0.00%	0
Address 2	0.00%	0
City/Town	0.00%	0
State/Province	0.00%	0
ZIP/Postal Code	97.75%	87
Country	0.00%	0
Email Address	80.90%	72
Phone Number	0.00%	0



BEING A **SUBSCRIBER TO** **MIBIZ** HAS ITS PERKS

MiBiz[®]

Get West Michigan business news and information before anyone else, as well as subscriber-only content. Make money, save money and find money to grow your business with MiBiz. It's a must-read for executives who want to know what's going on in the region's business sector.

MIBIZ.COM/SUBSCRIBE